

Instruction Manual **SUNJE**

SVH-K60

Eng

It is recommended that only persons who have sufficient knowledge and experience such as system designers and responsible persons deal with this product after carefully reading the product manual. We are not responsible for accidents caused by not following the instructions and precautions in the product manual.

1 The matters of safety

WARNING

- * Do not fabricate or do maintenance by yourself. Malfunction, Electric shock, and fire danger are considered. Contact us directly if you need the item to be repaired.
<A/S is not possible in case of arbitrary disassembly>
- * Do not let the water touch the product.
It may cause electric shock or fire due to malfunction.
- * When you check or maintain the product, make it sure you turn off the power.
It may cause electric shock or fire due to malfunction.
- * The item should be fixed to the target tightly.
Electric discharging or breakage might happen.
- * Do not apply impact such as dropping or vibration. If strong vibration or impact is applied, the cathode is damaged, which leads to deterioration of UV output stability and reduced lifespan, and may lead to damage to the built-in light source lamp.
- * In case of damage, it may cause injury due to fragments, etc. Please dispose of it with care.
- * Do not use in places where dangerous substances such as igniting or flammable materials exist. This product is not an explosion-proof product.
- * This product emits ultraviolet rays that are harmful to the eyes and skin. If you look directly at the light source or come into contact with the skin during grooming, it may cause inflammation. Wear shielding protection while handling.
- * It may affect the object to be irradiated such as plastic, such as yellowing and deterioration. Before use, check for any problems before use.
- * When turned on in the air, ozone is generated in the light source.
Provide adequate ventilation.

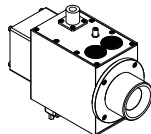
CAUTION

- * Do not disconnect the output cable with power applied.
There is a possibility of electric shock or malfunction.
- * Connect wires referring to the product manual. Wrong connection can cause failures.
- * For your proper cable connection, take a look at the manual 'Installation & Connection' for references. Any disordered connection is detected, the malfunction might arise.
- * All cables should be connected all the time. Please careful of cable disconnections.
If power or communication cables got damaged, replace them immediately.
Malfunction and fire danger may happen.
- * Do not install the device where the vibration can be detected. Any minor impact or vibration on the device, the malfunction or danger of accident might happen.
- * Do not use the item off the range of usage(Electrostatic elimination).
Malfunction or danger of accident may occur.
- * Please install and use the warning label attached to the product so that it can be checked.
- * This product emits high-energy ultraviolet rays. Depending on the usage environment, a film that lowers the light transmittance of the radiation window may be formed by photochemical reaction (CVD), so lighting in a high vacuum or inert gas is recommended.
- * Do not touch the light irradiation window with bare hands.
If the light is lit with fingerprint marks or dust on it, the light will be smudged and the radiation output intensity will be reduced.
- * Do not scratch the vacuum flange mounting part. There is a possibility that the vacuum flange performance will deteriorate and the vacuum may not be maintained.

2 Check the package contents

Product compositions

The package includes the following products composition.



Head
SVH-K60
1~2ea

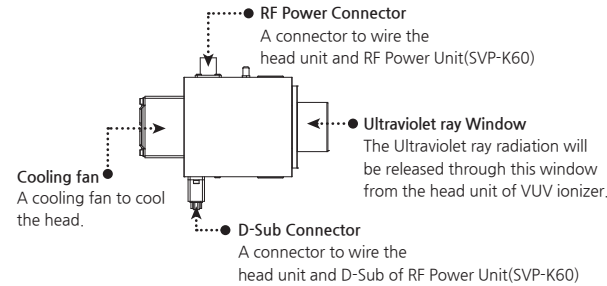
Option

If you require extra functions with the basic accessories we provided, you need to purchase optional items in below for further assistant.



Head
SVH-K60 (Option)

3 Nomenclatures of parts



4 Installation and connection

Check the installation conditions head unit

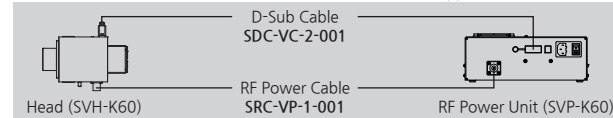
Please check the installation condition whether it meets proper specification.

- Shielded room
- There must be no objects between the target area and Ultraviolet ray device.
- No vibration on the fixed device.
- Be aware of any flammable or ignitable materials around the working area.
- Secure to have enough working space for quick maintenance of the device.
- A place where there are few floating objects or foreign objects around

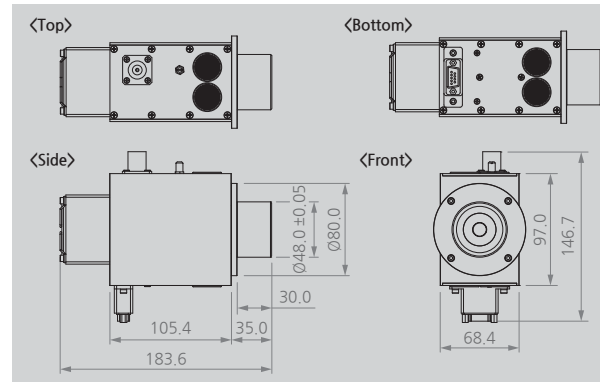
How to connect

Connecting the VUV Ionizer

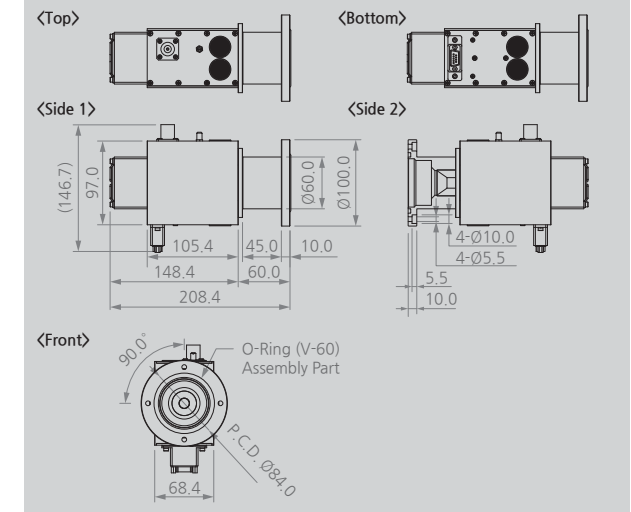
Please connect the VUV ionizer and RF Power Unit with supported "Cable".



5 Dimensions



Option



6 Specification

SVH-K60 (Head)

Parameter	Description / Value
Radiant Wavelength Range	100nm to 200nm
Window Material	MgF2
Cooling Method	Air cooling by cooling fan
Guaranteed Service Life	1Year(warranty period) or 2,000Hr(warranty life time)
Weight	Standard : 1.1kg / Option : 1.2kg

※ The normal warranty period starts from the first date of your purchase. However, the expire date of warranty will be finished whichever reaches first either warranty period or used life time.

Ambient temperature and humidity

Parameter	Description / Value
Operation	Temperature: 1℃ to 40℃ Humidity: 20% to 90% RH
Storage	Temperature: -40℃ to 70℃ Humidity: 90% RH

※ The appearance and specification of the product may be changed without prior notice for the improvement of the product.

SUNJE Hi-Tek Co., Ltd.

www.sunstat.com

Head Office & Factory (Busan)
8 Cheonggwang-gil, Ilgwang-eup,
Gijang-Gun, Busan, Korea
T) +82-51-720-7500 F) +82-51-720-7501

Sunje (SHANGHAI) Trading Co., Ltd.
205B, Building A, No.1018 Mingzhu Road,
Qingpu District, Shanghai, China
T) +86-21-5433-9761 F) +86-21-5433-9762

Sales Headquarter (Osan)
3rd floor, 129-20, Gyeonggi-daero 632
beon-gil, Osan-si, Gyeonggi-do, Korea
T) +82-31-203-9034 F) +82-31-202-9034

Sunje Technology Co., Ltd.
2F, No.6, Lane.102, Sinhe Rd, Sinfong
Township, Hsinchu County, Taiwan 30472
T) +886-3-568-7891 F) +886-3-568-7950

Product & Quotation Inquiries
+82-51-720-7529

Technical Support & A/S
+82-51-720-7519